



AGARWAL INDUSTRIAL CORPORATION LIMITED

CIN NO.: L99999MH1995PLC084618

Petrochemicals (Manufacturers & Traders of Bitumen and Bituminous Products)
• Logistics for Bitumen & LPG • Wind Mills

Registered Office : "Eastern Court", Unit No. 201/202, Plot No.12, V.N. Purav Marg, S.T. Road, Chembur, Mumbai- 400 071.
Tel: +91-22-25291149/50. Fax: + 91-22-25291147. E-mail : contact@aicltd.in, sales@aicltd.in. Website : www.aicltd.in

December 11, 2017

BSE Limited Corporate Relationship Department P.J. Towers, Dalal Street, Mumbai - 400 001 Scrip Code – 531921	National Stock Exchange of India Limited 'Exchange Plaza' C-1, Block G, Bandra Kurla Complex, Bandra (E), Mumbai - 400 051 Symbol: AGARIND; Series: EQ
--	---

Sub: Outcome of the Board Meeting held on December 11, 2017

Dear Sir,

We are pleased to inform that the Board of Directors of the Company at its meeting held today i.e. December 11, 2017, has *inter-alia* considered and approved the following :

-Unaudited Consolidated and Standalone Financial Results of the Company for the Quarter and Half Year ended September 30, 2017 in accordance with Regulation 33 of the SEBI (Listing Obligations and Disclosure Requirements) Regulations, 2015, as amended.

These financial results have been prepared in accordance with Indian Accounting Standards (Ind AS) notified under the Companies (Indian Accounting Standards) Rules, 2015 as amended by the Companies (Indian Accounting Standards) (Amendments) Rules, 2016. The Company has adopted Ind AS from April 01, 2017 *for the first time* and accordingly these financial results are Ind AS 101 (First Time Adoption of Indian Accounting Standards) compliant.


The results were also reviewed by the Audit Committee of the Board of Directors of the Company. Copy of the aforesaid Unaudited Financial Results along with Auditors Review Reports is attached herewith.

Meeting commenced at 2.00 PM and concluded at 2.45 PM

This is for your kind information and records.

Thanking You,

For Agarwal Industrial Corporation Limited



Rakesh Bhalla

Vice President – Legal & Company Secretary



AGARWAL INDUSTRIAL CORPORATION LIMITED.

Regd. Office : Unit 201-202, Eastern Court, Sion Trombay Road

Chembur, Mumbai 400 071.

Tel No. 022-25291149/50. Fax : 022-25291147

CIN L99999MH1995PLC084618

Web Site : www.aicld.in, Email : contact@aicld.in

UN-AUDITED FINANCIAL RESULTS

Part 1 Statement of Standalone Un-Audited Results for the Quarter and six month ended September 30, 2017

S.No.	Particulars	STANDALONE				
		3 months ended 30.09.2017	3 months ended 30.06.2017	Corresponding Quarter ended in the previous year September 30, 2016	Half Year ended September 30, 2017	Corresponding Half Year ended in the previous year September 30, 2016
		(Unaudited)	(Unaudited)	(Unaudited)	(Unaudited)	(Unaudited)
I.	Revenue from operations	3,919.31	10,178.55	3,042.18	14,097.86	9,414.77
II.	Other Income	21.30	56.54	16.51	77.84	45.86
III.	Total Revenue (I + II)	3,940.61	10,235.09	3,058.69	14,175.70	9,460.63
IV.	Expenses					
	Cost of materials consumed	769.78	1,332.65	731.47	2,102.43	3,759.01
	Excise Duty	0.00	14.79	6.60	14.79	18.58
	Purchases of stock-in-trade	2,010.31	7,608.36	1,340.38	9,616.67	3,320.80
	Changes in inventories of finished goods, Stock-in-trade and Work-in-progress	(762.89)	(1,150.56)	(426.28)	(1,913.45)	(538.36)
	Employee benefit expenses	130.60	94.56	90.75	225.16	182.41
	Finance Costs	173.28	198.95	163.81	370.21	333.78
	Depreciation and amortisation expenses	164.30	169.77	24.12	331.07	156.75
	other expenses	1,168.75	1,449.67	899.25	2,018.42	2,016.12
	Total Expenses (IV)	3,654.12	9,711.18	2,830.11	13,365.30	8,849.12
V.	Profit before tax (III-IV)	286.49	523.91	228.58	810.40	611.51
VI.	Tax expense:	84.16	171.15	71.94	255.31	183.13
VII.	Net Profit for the period (V-VI)	202.33	352.75	156.64	555.09	428.38
VIII.	Other Comprehensive Income					
	A. (i) Items that will not be reclassified to profit or loss	-	-	-	-	-
	(ii) Income tax relating to items that will not be reclassified to profit or loss	-	-	-	-	-
	B. (i) Items that will be reclassified to profit or loss	-	-	-	-	-
	(ii) Income tax relating to items that will be reclassified to profit or loss	-	-	-	-	-
IX.	Total other Comprehensive Income	-	-	-	-	-
X.	Total Comprehensive Income for the period (VII+IX) comprising Profit (Loss) and other Comprehensive Income for the periods	202.33	352.75	156.64	555.09	428.38
XI.	Out of the Total Comprehensive Income above					
	(a) Profit for the year attributable to:					
	(i) Owners of the parent	N.A.	N.A.	N.A.	N.A.	N.A.
	(ii) Non-controlling interests	N.A.	N.A.	N.A.	N.A.	N.A.
	(b) Other comprehensive income attributable to:					
	(i) Owners of the parent	N.A.	N.A.	N.A.	N.A.	N.A.
	(ii) Non-controlling interests	N.A.	N.A.	N.A.	N.A.	N.A.
	(c) Total comprehensive income attributable to:					
	(i) Owners of the parent	N.A.	N.A.	N.A.	N.A.	N.A.
	(ii) Non-controlling interests	N.A.	N.A.	N.A.	N.A.	N.A.
XII.	Paid-up equity share capital (Face value of Rs. 10/- each)	1,015.87	1,015.87	799.87	1,015.87	799.87
XIII.	Earnings per equity share					
	(1) Basic	1.99	3.47	1.96	5.46	5.36
	(2) Diluted	1.99	3.47	1.96	5.46	5.36
	See accompanying note to the Financial Results					



SEGMENT WISE REVENUE RESULTS AND CAPITAL EMPLOYED

S.No.	Particulars	STANDALONE				
		3 months ended 30.09.2017	3 months ended 30.06.2017	Corresponding 3 months ended in the previous year 30.09.2016	Half Year ended September 30, 2017	Corresponding Half Year ended in the previous year: September 30, 2016
		(Unaudited)	(Unaudited)	(Unaudited)	(Unaudited)	(Unaudited)
1	Segment Revenue					
	a) Transportation	1,287.14	1,271.72	862.73	2,558.86	1,969.90
	b) Windmill	66.79	51.18	66.12	117.97	134.98
	c) Petrochemicals (Bituminous & Allied Products)	2,589.67	8,889.83	2,118.54	11,479.50	7,344.72
	d) Other (Unallocable)	(2.98)	22.35	11.31	19.37	11.03
	Total	3,940.62	10,235.09	3,058.69	14,175.70	9,460.63
	Less Intersegment Revenue	-	-	-	-	-
	Net Sales/Income From Operations	3,940.62	10,235.09	3,058.69	14,175.70	9,460.63
2	Segment Result Profit/(Loss) before tax and interest from Each Segment					
	a) Transportation	165.79	107.59	156.67	273.38	266.29
	b) Windmill	53.35	37.23	49.88	90.58	107.05
	c) Petrochemicals (Bituminous & Allied Products)	244.45	552.83	174.55	797.28	560.92
	Total	463.60	697.64	381.10	1,161.24	934.26
	Less: i) Interest	174.13	196.09	163.82	370.21	333.78
	ii) Other Un-allocable Expenditure net off	-	-	(0.28)	-	-
	iii) Un-allocable income	2.98	(22.35)	(11.03)	(19.37)	(11.03)
	Total Profit Before Tax	286.49	523.91	228.59	810.40	611.51
3	Capital Employed					
	Segment Assets					
	a) Transportation	4,113.10	4,109.39	2,968.22	4,113.10	2,968.22
	b) Windmill	746.26	717.25	687.66	746.26	687.66
	c) Petrochemicals (Bituminous & Allied Products)	15,414.75	15,775.20	10,362.69	15,414.75	10,362.69
	d) Others	1,084.26	1,033.10	745.49	1,084.26	745.49
	Segment Liabilities					
	a) Transportation	1,113.50	1,255.32	260.64	1,113.50	260.64
	b) Windmill	6.22	10.64	-	6.22	-
	c) Petrochemicals (Bituminous & Allied Products)	6,540.47	6,956.47	5,200.08	6,540.47	5,200.08
	d) Others	370.33	151.86	19.10	370.33	19.10
	Capital Employed (Segment Assets - Segment Liability)					
	a) Transportation	2,999.60	2,854.08	2,707.59	2,999.60	2,707.59
	b) Windmill	740.03	706.61	687.66	740.03	687.66
	c) Petrochemicals (Bituminous & Allied Products)	8,874.28	8,818.73	5,162.61	8,874.28	5,162.61
	d) Others	713.93	881.24	726.39	713.93	726.39
	Total Capital Employed	13,327.85	13,260.66	9,284.25	13,327.85	9,284.25

Note : Attached Notes forming part of above Unaudited Financial Results .



STATEMENT OF ASSETS & LIABILITIES

Particulars	Standalone
	As At 30.09.2017
	(Un-Audited)
Assets	
Non-current assets	
Property, plant and equipment	5,797.38
Financial assets	
Investments	353.55
Other non-current financial assets	65.24
Other non-current assets	100.00
Current assets	
Inventories	3,549.16
Financial assets	
Investments	730.76
Trade receivables	8,801.96
Cash and cash equivalents	175.79
Bank balances other than above	109.37
Others financial assets	20.06
Other current assets	1,655.11
(1) Total assets	21,358.37
Equity and liabilities	
Equity	
Equity share capital	1,015.87
Other equity	10,396.17
Liabilities	
Non-current liabilities	
Financial liabilities	
Borrowings	1,594.08
Provisions	28.91
Deferred tax liabilities (Net)	292.61
Other non-current liabilities	-
Current liabilities	
Financial liabilities	
Borrowings	5,432.05
Trade payables	745.39
Other current financial liabilities	1,273.76
Other current liabilities	221.89
Short-term provisions	204.13
Current tax liabilities (net)	153.30
Total equity and liabilities	21,358.37



Consequent to transition from previous IGAAP to Ind AS, the reconciliation of Profit for the quarter ended June 2016 is provided below in accordance with the requirements of Paragraph 32 of Ind AS 101, "First Time Adoption of Ind AS"

Particulars	Note	(' in Lacs)	
		3 months ended 30.09.2016	Half Year ended September 30, 2016
Profit for the quarter and Half Year ended Sept 30, 2016 as per Indian GAAP		157.42	430.89
Adjustments:			
- Fair Valuation of Financial Assets - Investments in Mutual funds - Fair value through Profit & loss	1	11.31	11.03
- Provision for Expected loss allowance	2	-12.27	-14.48
- Fair valuation of Interest free deposits given	3	-0.06	-0.13
- tax impact on above adjustments		0.24	1.07
Total Comprehensive Income for the quarter ended Sept 30, 2016 as per Ind AS		156.64	428.38

Note 1: Fair valuation of financial assets - Mutual funds

Under the previous GAAP, investments in Mutual funds were classified current investments and were carried at cost. Under IND AS, these investments are required to be measured at fair value through Profit & loss (FVTPL).

Note 2: Trade and Other Receivables - Expected Loss Model

Under Indian GAAP, the company has created provision for impairment of receivables consists only in respect of specific amount for incurred losses. Under Ind AS, impairment allowance has been determined based on Expected Loss model (ECL).


Note 3: Fair valuation of financial assets - Interest free deposits

Under the previous GAAP, interest free lease security deposits (that are refundable in cash on completion of lease term) are recorded at transaction price. Under Ind AS All financial assets are required to be recognised at fair value. Accordingly, the Company has fair valued the security deposits and the difference between the fair value and transaction value of the security deposit has been recognised as prepaid rent.

Note 4: Gross vs. Net presentation

Under previous GAAP, sale of goods was presented as net of excise duty. However, under Ind AS, sale of goods includes excise duty. Excise duty on sale of goods is separately presented in the statement of profit and loss.

For and on behalf of Board of Directors



Ajay Prakash Chahal
Managing Director
DIN: 01379868

NOTES:

1. The above Unaudited Standalone Financial Results for the for the Quarter and Six Months ended on September 30, 2017 of Agarwal Industrial Corporation Limited ("The Company") drawn in terms of Regulation 33 of SEBI (LODR) Regulations, 2015 are reviewed by the Audit Committee and approved by the Board of Directors today i.e. December 11, 2017 and are subjected to Limited Review by the Auditors of the Company. These financial results are available at the Company's and Stock Exchanges' websites.
2. As approved by the Members of the Company at the Twenty Third Annual General Meeting held on September 30, 2017, the Company has disbursed a dividend of Rs 1.50/- per equity share of the face value of Rs 10/- each in accordance with the relevant provisions of the Companies Act, 2013 and Rules made there under, as amended.
3. These financial results have been prepared in accordance with Indian Accounting Standards (Ind AS) notified under the Companies (Indian Accounting Standards) Rules, 2015 as amended by the Companies (Indian Accounting Standards) (Amendments) Rules, 2016. The Company has adopted Ind AS from April 01, 2017 for the first time and accordingly these financial results are Ind AS 101 (First Time Adoption of Indian Accounting Standards) compliant.
4. These financial results have been stated in accordance with the modified format as per SEBI's Circular - CIR/ CFD/FAC/62//2016 dated July 05, 2016 and in accordance with Ind AS 101 and Schedule III (Division II) to the Companies Act, 2013 as applicable to the Ind AS compliant companies.
5. The Ind AS compliant corresponding figures for the Quarter and Six Months ended on September 30, 2016 have not been subjected to review. However, the Company's management has exercised necessary diligence to ensure that such financial results provide a true and fair view of its affairs for comparison purposes.
6. The Company is in the business of manufacturing and trading of Bitumen and Bituminous products, Transportation of Bitumen & LPG and the Power Generation through Wind Mills. These businesses are of seasonal nature due to which revenue and profits get varied accordingly.
7. Previous periods' figures have been regrouped/ rearranged wherever necessary to conform to the current period's classification.

For and on behalf of Board of Directors

Place : Mumbai
Date : December 11, 2017


J. Prakash Agarwal
Managing Director
Din ; 01379868

**To The Board of Directors,
Agarwal Industrial Corporation Limited,**
Eastern Court, Unit No. 201-202, Plot No. 12,
V.N. Purav Marg, S.T. Road, Chembur,
Mumbai - 400071.

1. We have reviewed the unaudited standalone financial results of **Agarwal Industrial Corporation Limited** ("the Company") for the quarter and half year ended September 30, 2017 which are included in the accompanying "Statement of Unaudited Standalone Financial Results for the quarter and half year ended September 30, 2017" together with the relevant notes thereon ("the Statement"). The statement has been prepared by the Company pursuant to Regulation 33 of the SEBI (Listing Obligation & Disclosure Requirements) Regulations, 2015 (the "Listing Regulations, 2015") read with SEBI Circular No. CIR/CFD/FAC/62/2016 dated July 05, 2016. The Statement is the responsibility of the Company's Management and has been approved by the Board of Directors. The Statement has been prepared in accordance with the Companies (Indian Accounting Standards) Rules, 2015 (Ind AS) prescribed under Section 133 of the Companies Act, 2013 read with relevant rules issued there under and other recognized accounting practices and policies. Our responsibility is to issue a report on the Statement based on our review.
2. We conducted our review of the Statement in accordance with the Standard on Review Engagement (SRE) 2410 "*Review of Interim Financial Information Performed by the Independent Auditor of the Entity*", issued by the Institute of Chartered Accountants of India. This Standard requires that we plan and perform the review to obtain moderate assurance as to whether the Statement is free of material misstatement. A review is limited primarily to inquiries of Company personnel and analytical procedures applied to financial data and thus provide less assurance than an audit. We have not performed an audit and, accordingly, we do not express an audit opinion.
3. Based on our review conducted as stated above, nothing has come to our attention that cause us to believe that the accompanying Statement has not been prepared in all material respects in accordance with Ind AS and other recognized accounting practices and policies, and has not disclosed the information required to be disclosed in terms of Regulation 33 of the SEBI (LODR) Regulations, 2015 read with SEBI Circular No. CIR/CFD/FAC



/62/2016 dated July 05, 2016 including the manner in which it is to be disclosed, or that it contains any material misstatement.

4. We draw attention to the following matters :

- a) Note No 3 to the Statement which states that the Company has adopted Ind AS for the Financial Year commencing from April 01, 2017, and accordingly, the Statement has been prepared in accordance with IndAS;
- b) We have not reviewed the comparative figures including the reconciliation to the Total Comprehensive Income for the quarter and half year ended September 30, 2016 and accordingly, we do not express any conclusion on the results in the Statement for the quarter and half year ended September 30, 2016.

Our conclusion is not qualified in respect of these matters.

For LADHA SINGHAL & ASSOCIATES

Chartered Accountants
(Firm Regd. No. 120241W)



(Ajay Singhal)
Partner



M. No. 104451

Place: Mumbai

Date: 11th December 2017

AGARWAL INDUSTRIAL CORPORATION LIMITED.

Regd. Office : Unit 201-202, Eastern Court, Sion Trombay Road
Chembur, Mumbai 400 071.

Tel No. 022-25291149/50. Fax : 022-25291147

CIN L99999MH1995PLC084618

Web Site : www.aicld.in, Email : contact@aicld.in

UN-AUDITED FINANCIAL RESULTS

Part 1 Statement of Consolidated Un-Audited Results for the Quarter and six month ended September 30, 2017

S.No.	Particulars	CONSOLIDATED				
		3 months ended 30.09.2017	3 months ended 30.06.2017	Corresponding Quarter ended in the previous year September 30, 2016	Half Year ended September 30, 2017	Corresponding Half Year ended in the previous year September 30, 2016
		(Unaudited)	(Unaudited)	(Unaudited)	(Unaudited)	(Unaudited)
I.	Revenue from operations	3,941.48	10,290.56	3,072.13	14,232.06	9,497.14
II.	Other income	21.30	55.99	16.51	78.29	45.49
III.	Total Revenue (I + II)	3,962.78	10,347.57	3,088.64	14,310.35	9,543.63
IV.	Expenses					
	Cost of materials consumed	773.93	1,409.01	750.45	2,182.94	3,817.06
	Excise Duty	-	14.79	6.60	14.79	18.58
	Purchases of stock-in-trade	2,010.31	7,606.36	1,340.38	9,616.67	3,320.80
	Changes in inventories of finished goods, Stock-in-trade and Work-in-progress	(786.23)	(1,148.71)	(429.15)	(1,912.94)	(939.68)
	Employee benefit expenses	137.06	99.51	96.97	236.58	193.68
	Finance Costs	173.34	196.95	164.29	370.29	334.92
	Depreciation and amortisation expenses	165.64	168.11	25.77	333.75	160.07
	other expenses	1,172.20	1,469.67	908.44	2,641.87	2,027.86
	Total Expenses (IV)	3,866.25	9,817.70	2,863.77	13,483.95	8,933.30
V.	Profit before tax (III-IV)	296.52	529.87	224.87	826.39	610.33
VI.	Tax expense:	87.26	173.00	76.34	260.25	183.13
VII.	Net Profit for the period (V-VI)	209.26	356.88	148.53	566.14	427.20
VIII.	Other Comprehensive Income					
	A. (i) Items that will not be reclassified to profit or loss	-	-	-	-	-
	(ii) Income tax relating to items that will not be reclassified to profit or loss	-	-	-	-	-
	B. (i) Items that will be reclassified to profit or loss	-	-	-	-	-
	(ii) Income tax relating to items that will be reclassified to profit or loss	-	-	-	-	-
IX.	Total other Comprehensive Income	-	-	-	-	-
X.	Total Comprehensive Income for the period (VII+IX) comprising Profit (Loss) and other Comprehensive Income for the periods	209.26	356.88	148.53	566.14	427.20
XI.	Out of the Total Comprehensive Income above (a) Profit for the year attributable to:					
	(i) Owners of the parent	209.26	356.88	148.53	566.14	427.20
	(ii) Non-controlling interests	-	-	-	-	-
	(b) Other comprehensive income attributable to:					
	(i) Owners of the parent	-	-	-	-	-
	(ii) Non-controlling interests	-	-	-	-	-
	(c) Total comprehensive income attributable to:					
	(i) Owners of the parent	209.26	356.88	148.53	566.14	427.20
	(ii) Non-controlling interests	-	-	-	-	-
XII.	Paid-up equity share capital (Face value of Rs. 10/- each)	1,015.87	1,015.87	799.87	1,015.87	799.87
XIII.	Earnings per equity share					
	(1) Basic	2.06	3.51	1.86	5.57	5.34
	(2) Diluted	2.06	3.51	1.86	5.57	5.34
	See accompanying note to the Financial Results					



SEGMENT WISE REVENUE RESULTS AND CAPITAL EMPLOYED

S.No.	Particulars	CONSOLIDATED				
		3 months ended 30.09.2017	3 months ended 30.06.2017	Corresponding 3 months ended in the previous year 30.09.2016	Half Year ended September 30, 2017	Corresponding Half Year ended in the previous year September 30, 2016
		(Unaudited)	(Unaudited)	(Unaudited)	(Unaudited)	(Unaudited)
1	Segment Revenue					
	a) Transportation	1,287.14	1,271.72	873.93	2,558.86	1,909.90
	b) Windmill	66.79	51.16	66.12	117.97	134.98
	c) Petrochemicals (Bituminous & Allied Products)	2,611.83	9,002.31	2,137.29	11,614.15	7,427.72
	d) Other (Unallocable)	(2.98)	22.35	11.31	19.37	11.03
	Total	3,962.78	10,347.57	3,088.64	14,310.35	9,543.63
	Less Intersegment Revenue	-	-	-	-	-
	Net Sales/Income From Operations	3,962.78	10,347.57	3,088.64	14,310.35	9,543.63
2	Segment Result Profit/(Loss) before tax and interest from Each Segment					
	a) Transportation	165.79	107.59	144.00	273.38	286.29
	b) Windmill	53.35	37.23	70.01	90.58	107.05
	c) Petrochemicals (Bituminous & Allied Products)	254.56	558.79	163.84	813.35	569.69
	Total	473.71	703.60	377.85	1,177.31	934.23
	Less: i) Interest	174.20	196.09	164.29	370.29	334.92
	ii) Other Un-allocable Expenditure net off	-	-	(0.28)	-	-
	iii) Un-allocable income	2.98	(22.35)	(11.03)	(19.37)	(11.03)
	Total Profit Before Tax	296.52	529.87	224.87	826.39	610.33
3	Capital Employed					
	Segment Assets					
	a) Transportation	4,113.10	4,109.39	2,968.22	4,113.10	2,968.22
	b) Windmill	746.26	717.25	697.66	746.26	697.66
	c) Petrochemicals (Bituminous & Allied Products)	15,513.52	15,948.55	10,741.44	15,513.52	10,741.44
	d) Others	957.06	905.90	391.99	957.06	391.99
	Segment Liabilities					
	a) Transportation	1,113.50	1,255.32	260.64	1,113.50	260.64
	b) Windmill	6.22	10.64	-	6.22	-
	c) Petrochemicals (Bituminous & Allied Products)	6,472.89	6,970.41	5,205.18	6,472.89	5,205.18
	d) Others	370.33	151.85	(80.43)	370.33	(80.43)
	Capital Employed (Segment Assets - Segment Liability)					
	a) Transportation	2,999.60	2,854.08	2,707.59	2,999.60	2,707.59
	b) Windmill	740.03	706.61	697.66	740.03	697.66
	c) Petrochemicals (Bituminous & Allied Products)	9,040.63	8,978.15	5,536.26	9,040.63	5,536.26
	d) Others	586.73	754.04	472.42	586.73	472.42
	Total Capital Employed	13,367.00	13,292.88	9,403.93	13,367.00	9,403.93

Note : Attached Notes forming part of above Unaudited Financial Results .



STATEMENT OF ASSETS & LIABILITIES

Particulars	Consolidated
	As At 30.06,2017
	(Un-Audited.)
Assets	
Non-current assets	
Property, plant and equipment	5,819.50
Goodwill arising on Consolidation	226.30
Financial assets	
Investments	0.05
Other non-current financial assets	65.44
Other non-current assets	100.00
Current assets	
Inventories	3,568.30
Financial assets	
Investments	730.76
Trade receivables	8,815.27
Cash and cash equivalents	178.97
Bank balances other than above	109.37
Others financial assets	20.06
Other current assets	1,695.92
(1) Total assets	21,329.94
Equity and liabilities	
Equity	
Equity share capital	1,015.87
Other equity	10,435.26
Liabilities	
Non-current liabilities	
Financial liabilities	
Borrowings	1,594.08
Provisions	28.91
Deferred tax liabilities (Net)	292.88
Other non-current liabilities	-
Current liabilities	
Financial liabilities	
Borrowings	5,501.61
Trade payables	749.53
Other current financial liabilities	1,273.76
Other current liabilities	73.29
Short-term provisions	211.44
Current tax liabilities (net)	153.30
Total equity and liabilities	21,329.94



